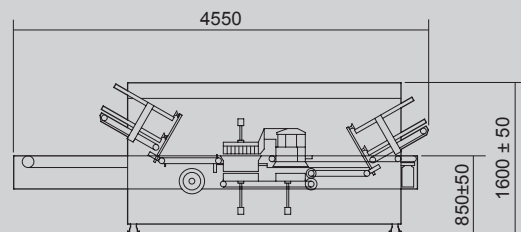
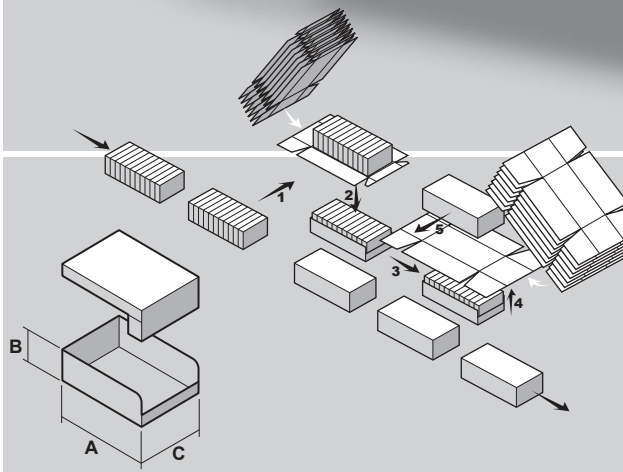


This publication supersedes and replaces any previous edition and revision. All rights reserved.
 No part of this publication may be reproduced, stored in a retrieval system or transmitted in any form
 or by any means, electronic, mechanical, photocopying, recording or otherwise, without permission
 of Tecnicam s.r.l. (Bologna - Italy).
 The technical data are not binding and may be subject to change without prior notice.

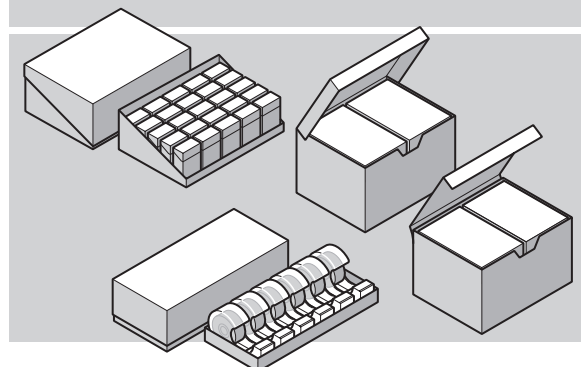
FCE

Tray and lid forming machine



TECHNICAL DATA		FCE	FCE/M
Mechanical speed	STROKES/1'	max. 20	max. 15
Power absorption	KW	5 (Hot-melt + 8.5)	5 (Hot-melt + 8.5)
Air consumption	NI/1'	1.750	1.750
Air pressure	bar	5+6	6+8
Gross weight	kg	~3100	~3400
Net weight	kg	~2800	~3100

Size range	FCE		FCE/M	
	min.	max.	min.	max.
A	120	360	120	400
B	25	100	25	180
C	100	250	100	320
A + 2B	-	500	-	600
C + 2B	-	420	-	500



FM-FCE-02-uk (10/11/2014)